


SPAR-Marathon

ROOFING EQUIPMENT

A division of Spar Roofing & Metal Supplies Limited



Manufacturers of:

- Roofing Equipment • Hoisting Equipment
- Safety Products • Tools & Accessories
- Sheet Metal Products

LIFT IT UP

KEEP IT SAFE

THROW
IT OUT

ON DECK
MOTORIZED

HEAT IT UP

MOVE IT
AROUND

SPREAD IT
AROUND

TANKS AND
BUCKETS

LOCK IT UP

TOOLS &
ACCESSORIES

VARIOUS

TRAILERS

SHEET METAL
EQUIPMENT

SPAR-Marathon

ROOFING EQUIPMENT

At SPAR-Marathon, We're Proud of Our Roofing Heritage

SPAR – *Brings a family tradition in roofing dating back to 1875 in the same city.*

Marathon – *A name synonymous with roofing equipment since 1912.*

Today SPAR-Marathon is a diverse roofing products company manufacturing and distributing a wide range of roofing wproducts.

We're proud to offer a proven track record for customer service and customer satisfaction and years of supplying high quality and dependable products to the roofing industry. We hope we can be of service to you.

Index

LIFT IT UP

LH250 Ladder Hoist & Accessories	4
LPH Ladder Platform Hoist & Accessories	5
Trolley Track Hoists	6
Hand Swing Hoist	6
"A" Frame Hand Hoist.....	6
Hoist Counter Weights	6
Hydraulic Swing Hoists	7
Hoisting Forks.....	8
Trash Trays.....	8
Gravel Buckets	8
Spreader Sling Assembly	8
Lite Lift Wheel.....	8
Ginwheel	8
Pigtail Hook	8

KEEP IT SAFE

PR100 Safety Guard Rail System	9
PR600 Mobile Fall Protection	9
Safety Rail Systems	10
Perimeter Warning Line Systems	10

THROW IT OUT

Trash Chute and Hopper	11
Trash Hopper Counterweight System	11

ON DECK MOTORIZED

Roof Sweeper	12
Low Profile Roof Cutter	12
Single Cutter.....	12
Double Cutter	12
14" Rotary Planer	13
GP5 Patch Planer	13
GP15 Planer.....	13
Roof Peeler	14
Power Graveler & Attachments	14
Hydraulic Power Graveler	15
Wheels Under Power Graveler.....	15
Air Conditioning Jack.....	15

HEAT IT UP

Kettles & Accessories	16-21
MK 180 and MPK 250	17
MPK 350, MPK 500, MPK 800	18
55 Gallon Patch Kettle with Wheels.....	19
55 Gallon Insulated Patch Pot	19
MK90 Skid Kettle	19
Economy Patch Kettle	19
Emissions Control Kettle	20
Safety Loader	20
Kettle Accessories	21

MOVE IT AROUND

Economy Double Wheel Wheelbarrows	21
Single and Double Wheel Wheelbarrows	21
Fork Cart with Helper Wheels.....	22
Roof Carriers	22

Super Tear off Bar	22
Side Dumper with Trailer	22
Flat Proof Tire	22
Single Ply Roll Carrier	23
Propane Tank Carrier/Lifter	23

SPREAD IT AROUND

55 Gallon Insulated Tank	24
Gravel Spreader.....	24
Model 3000 Upright Carrier.....	24
Adhesive Dispenser	24
Mini Moppers.....	24

TANKS AND BUCKETS

Non-Stick Roof Buckets	25
101 Bucket and Carrier.....	25
25 Gallon Big Bucket	25
Galvanized Bucket	25
No-Spill Bucket.....	25
Pouring Pot.....	25
Buckets Handle.....	25

LOCK IT UP

Rolling Tool Box.....	26
Job Box	26

TOOLS AND ACCESSORIES

Roof Scrapers.....	27
Asphalt Skimmer	27
Mop Bellhead and staple.....	27
Rollers and Frames.....	27
Seam Rollers	27
Gravel Pusher	27
Roof Brackets	27
Dipper	27
Chimney Toppers.....	28
Core Cutter	28
Hand Rollers	28
Granular Embedment Tool	28
Modified Bitumen Hip Hugger	28
Roll Hook for Mod Bit	28

VARIOUS

Spar Vent Guard	26
Roof Hatch.....	29
Water Pump.....	29

TRAILERS

.....	30
-------	----

SHEET METAL EQUIPMENT

Lok-Former.....	31
Bandmaster Tool Mark II.....	31
48" Gang Slitter (Super Slitter).....	31

SHEET METAL PRODUCTS

Stock Metal Flashings.....	32
Sheet Metal Products.....	33-34
Roof Drains.....	35

LIFT IT UP

KEEP IT SAFE

THROW IT OUT

ON DECK MOTORIZED

HEAT IT UP

MOVE IT AROUND

SPREAD IT AROUND

TANKS AND BUCKETS

LOCK IT UP

TOOLS & ACCESSORIES

VARIOUS

TRAILERS

SHEET METAL EQUIPMENT

SPAR-Marathon



We manufacture two styles of ladder hoists. Why? – Because that's what our customers asked for. Some customers prefer the styling and benefits of the LH Series, while other customers prefer the LPH Series. Both hoists incorporate similar design features such as our superior band brake system, heavy duty ladder sections and splice plates and high quality, heavy duty componentry, providing you durability and long life.



LH-250 Ladder Hoist

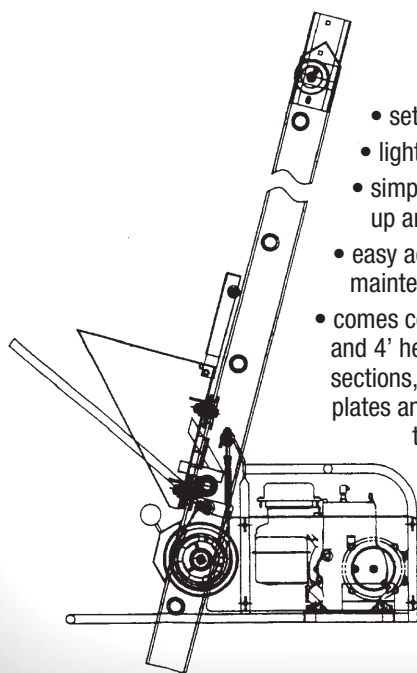
Features

Superior Band Brake System

- self locking brake with non-asbestos brake pad and steel brake drum
- foot control belt clutch with one hand operation
- sealed ball bearing wheels, pulleys and sheaves for longer machine life
- self contained 16' ladder hoist needs no assembly
- 200 lbs. capacity

Options

- gravel hopper
- roller angle guide
- telescopic ladder support for heights over 28 feet
- additional ladder sections
- power drives:
 - 3.5 HP Briggs & Stratton engine
 - 4 HP Honda engine
 - 1.5 HP Electric 110-220 60 cycle



- sets up in minutes
- light, easy to carry
- simple for one man to set up and operate
- easy access to power pack for maintenance and service
- comes complete with 16', 8' and 4' heavy duty ladder sections, heavy duty splice plates and everything you need to get the job done
- ladder sections can extend height to 44' with telescopic support



LPH Ladder Platform Hoists

Features

- easy to operate and assemble
- lightweight and portable
- easy access to power pack for maintenance and service
- comes complete with 16', 8' and 4' heavy duty ladder sections, heavy duty splice plates and everything you need to get the job done
- ladder sections can extend height to 44' with telescopic support

Superior Band Brake System

- self locking brake with non-asbestos brake pad and aluminum brake drum with steel ring
- far superior to similar style ladder platform hoists
- sealed ball bearing wheels, pulleys and sheaves for longer machine life

Options

- gravel hopper
- roller angle guide
- telescopic support for heights over 28 feet
- plywood/panel carrier attachment
- additional ladder sections
- wheel & handle attachment
- power drives:
 - 3.5 HP Briggs & Stratton engine
 - 4 HP Honda engine
 - 1.5 HP Electric 110-220 60 cycle



Gravel Hopper

Clamps on platform and discharges gravel when it reaches top of ladder.



Roller Angle Guide

Designed for receiving shingles at top of ladder.



Optional Wheel & Handle Attachment
For easy maneuverability.

	LPH-400	LPH-250
Load Capacity	400 lbs.	200 lbs.
Lift speed	110 fpm	220 fpm
Platform size	24" x 28"	17" x 18"
Ladder width	24"	17"

Safe Operation

- operator stands well back from moving platform
- two handles work independently to eliminate operator error
- single handle brake operation, single handle clutch operation



Telescopic Ladder Support

Extra support for ladder on heights above 28 feet.

SPAR-Marathon

Trolley Track Hoist

Heavy duty design with 9 HP Honda engine power unit for TT 1000.

Height adjustment on front and rear legs.

Superior band brake system including aluminum brake drum with steel ring and non-asbestos brake pad.



Equipped with heavy duty flanged self locking bearings for longer machine life.

Power unit controlled by two levers with safety ratchet and pawl to prevent load from accidental lowering during operation.

Easily assembles on the roof in minutes with self locking pins.

Available in heavy duty TT 1000 lbs. version or TT 400 lbs. for smaller requirements.

Also available: hydraulic power pack.



Hand Swing Hoist

- light weight and is easy to transport and assemble
- swing boom can be assembled to swing left or right
- self locking latch that locks and holds the boom in position during operation
- equipped with heavy duty oil-impregnated bronze bearings for smooth operation
- 300 lbs. capacity



“A” Frame Hand Hoist

- the most economical option for small job hoisting requirements
- light weight and easy to transport and set up
- 300 lbs. capacity

Retrofit Cable Guard For Trolley Track Hoists

- Safely protects your operator



Hoist Counterweights



- concrete filled
- galvanized steel encased
- pre-punched for positive nesting
- approx. weight 55 lbs.



- empty counterweight casing
- ideal for shipping
- customer can fill later

- all steel
- thin design
- will not shatter or break like concrete
- approx. weight 55 lbs.

Hydraulic Swing Hoists

Features

- designed for easy operation
- provides excellent lifting performance
- easy maintenance
- puts you in complete control of load

Easy to Assemble and Operate

Hydraulic hoists can be easily transported and assembled. Handling loads up to 2000 pounds can be accomplished with ease and safety. Separate power and winch allows for easy handling of components. Power up and down and in and out puts the operator in complete control.




Features

Safety

- operator fence for operator safety
- swing boom allows load to be moved well away from roof edge
- hydraulically locked boom
- smooth up and down and in and out control

Design


- high strength tubing
- no special tools required for assembly
- split frame for portability



Winch

Specifications

	HS1000	HS2000
Maximum Capacity Double Line	1000 lbs.	2000 lbs.
Maximum Capacity Single Line	500 lbs.	1000 lbs.
Hoist speed (maximum)	150 ft./min.	170 ft./min.
Cable length supplied	200 ft.	200 ft.
Overhangs roof	54 in.	56 in.
Hoist maximum height under hook	88 in.	117 in.
Boom weight	70 lbs.	92 lbs.
Mast assembly weight	120 lbs.	145 lbs.
Ballast leg assembly weight	130 lbs.	140 lbs.
Winch weight	100 lbs.	100 lbs.
Power unit weight	245 lbs.	260 lbs.
Ballast weight required	1250 lbs.	2500 lbs.
Ballast block required (55 lbs. each)	23 pcs.	46 pcs.



Power Pack

SPAR-Marathon

Hoisting Forks

- available in 400 lbs. and 800 lbs. capacity. Retaining brackets can be folded out to form a cradle for rolls on the 800 lbs. capacity.



Trash Trays

- for safely loading and lowering debris



- 800 lbs. capacity



- 1200 lbs. capacity

Gravel Buckets



400 Gravel Bucket

- bottom discharge dump gate can be operated from handles on either side
- 400 lbs., 3-1/2 cu. ft. capacity




800 Gravel Bucket

- bottom discharge with positive dump gate
- 800 lbs., 7 cu. ft. capacity



1600 Gravel Bucket

- 1600 lbs., 14 cu. ft. capacity



Spreader Sling Assembly

- helps avoid tipping and sliding of large single ply rolls by evenly distributing the load
- comes complete with slings



Lite Lift Wheel

- for hoisting applications

Ginwheel

- for hoisting applications



Pigtail Hook

- for safely hoisting buckets and pails
- pails will not slide off

Protective Roofing Safety Products

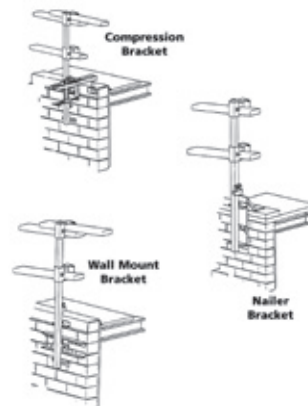
PR 100 Guardrail System




The PR 100 Guardrail System is an efficient and practical perimeter guardrail that allows you to work right to the edge of the roof.

- PR 100 meets and exceeds OSHA & WCB requirements
- Accommodates: parapets and cant strips
- Provides unobstructed access to roof edge for people and equipment
- PR 100 are easy to install
- Standard 2"x4" wood is added for rails
- The system does not have to be dismantled to install flashing or coping

The PR 100 Guardrail System is comprised of a stanchion and either a compression bracket, a wall mount bracket or a nailer bracket are available for different roof applications.



PR 600 Mobile Fall Protection System For Flat Roofs



Uses

- Removing or installing coping
- Tear off and installation of leading edge
- Removal & replacement of in-field roof deck
- Installing or dismantling edge guardrail systems
- Working around roof openings
- Removing or installing covers or skylights
- Snow removal



The PR 600 is a Fall Arrest Anchoring System designed for use on flat roofs. The PR 600 clamps onto our specially designed roof cart. The PR 600 can be moved along the roof by pulling the cart to the desired working location. Then adjust the ballast weight, which sets the system in place, providing a fall safe working area. The PR 600 meets O.S.H.A. compliance 1926.502D.

The PR 600 mobile provides fall protection for up to 3 people, with 2 for fall arrest and 1 for fall restraint. Lightweight design makes the system easier to lift over ducts and piping that may lay over roof's work surface. The component parts can even be taken up to the roof in an elevator. The system is easy to assemble and dismantle.

If a worker falls over the edge, pivot points dig into roof and ballast weight resists the overturning moment, arresting the worker's fall.

Protective Roofing Safety Products

SR-1 Hot Line Safety Rail System

Provides the ultimate safety at the hot line loading area and roof edge. Meets OSHA* requirements withstanding a force of 200 lbs. in any direction.

The kits consists of:

- 8' front section
- 5' side sections (2 required)
- ballast counterweights (6 required)
- connecting rods (2 required)

Available option:

- hot pipe holding bracket

The bottom cross sections (toe boards) are welded steel and does not require additional wood as a bottom cross section.



SR-2 Safety Rail System

Unlimited applications wherever a sturdy portable safety rail is needed. Allows work to be done next to the roof edge. Can also be used as a hot line safety rail or around hoisting equipment. Meets OSHA* requirements withstanding a force of 200 lbs. in any direction.

Sold individually:

- 10' safety rail
- 8' safety rail
- 5' safety rail
- base plate with 4 pins
- base plate mover dolly
- 2 x 6 wood cross section (toe board)
sold separately



Base Plate Mover Dolly

- easily moves & positions heavy base plate



Perimeter Warning Line System

Acts as a visual warning for hazard areas etc. Meets OSHA* requirements. The stanchion easily slips out from the weighted base plate for easy transportation and storage.

Sold individually:

- base plate and stanchion
- 100' of flags

Four base plates and stanchions are recommended for 100' of flags.



Folding Perimeter Warning Line System

This folding option is completely self contained with no removable parts. Folds together easily into a very compact unit for carrying and storage. Sold individually. Four are recommended for every 100' of flags.

*Current OSHA at time of printing. For OSHA regulations please call OSHA or our office.


Trash Removal

Trash Removal System

A fast, safe and dust-free way to remove debris, old roofing, sweepings, etc., from the roof or other elevated levels.

Easy to set up, take down, store and transport.

Quickly pays for itself in man-hour savings.



Trash Chute Hopper

Welded steel hopper stands up to punishment and provides 40-3/4"x38" depository (weighs 160 lbs).

Heavy duty construction to withstand years of service.

Trash Chute Sections

Tough 4-foot chute sections are not affected by sunlight, moisture or chemical corrosion (weight: 27 lbs each).



THROW
IT OUT



Trash Hopper Counterweight System

- comes complete with operator safety fence
- easy to set up; provides a safe holding system for trash hopper and chutes
- comes complete with counterweights
- hopper and trash chute sections are not included and are sold separately

Sweeper & Cutters

ON DECK
MOTORIZED

Roof Sweeper

Has a convenient 3-position control for brush angles that is spring-loaded with gates for positive positioning of brush from straight to right or left.

Floating power brush design assures positive bristle contact with all surfaces for more efficient cleaning and longer brush life. Interlinked power controls automatically disengage whenever the operator's hands are removed from the handle.



Low Profile Roof Cutter

- light weight and equipped with 5.5 HP Honda engine
- ideal for cutting jobs around tight and hard to reach areas such as air conditioners and vents
- makes close cuts to skylights, parapets, etc.
- 12 inch blade with two carbide tipped cutters for longer blade life



Single Cutter

- heavy duty construction pays special attention to detail, performance, reliability and minimum maintenance
- designed with pillow blocked bearings for longer machine life
- special benefits include a blade with two carbide-cutting tips for more cutting between changes and an adjustable cutting depth control handle
- available with either 8 HP Briggs & Stratton IC (industrial/commercial) engine or Honda 9 HP or 11 HP overhead valve engine



Double Cutter

- double blade version of our single cutter, available in Honda 11 HP and 13 HP

Planers

14" Rotary Planer

- heavy duty design with 11 HP overhead valve Honda engine
- adjustable cutting depth
- equipped with heavy duty flanged block bearings for longer machine life
- cuts 14 inch path with 4 carbide tipped cutters mounted on solid steel circular plate
- cuts close to walls, gravel stops, roof edges, etc.
- safety splash guards for operator protection



ON DECK
MOTORIZED

GP5 Patch Planer

- heavy duty design with 5.5 HP Honda overhead valve engine
- cuts 4-1/2 inch path with 8 carbide tipped pins on 4 inch diameter solid steel drum
- easy access to drum assembly for maintenance through the safety cover
- adjustable cutting depth
- ideal for repair work around gravel stops, expansion joints and flashing
- drum rotation provides self-propulsion
- safety splash guards for operator protection



GP15 Planer

- heavy duty design with 9 HP Honda engine
- cuts 15 inch path with 30 carbide tipped pins on 4 inch diameter solid steel drum
- drum rotation provides self-propulsion
- adjustable cutting depth
- easy access to drum assembly for maintenance through the top service door
- safety splash guards for operator protection



Peeler & Gravelers

Hydraulic Roof Peeler

- Heavy duty design with 11 H.P. electric start Honda engine
- Fully hydraulic, each wheel is driven by a separate motor and the blade is actuated by third motor
- Each wheel is controlled individually, which allows the machine to move forward, reverse and turn.
- Oscillating and adjustable blade, ready to tear off any type of roof
- Easy grip, large lug tires
- Easy blade changes
- Hinged cover allows for easy access to all components for maintenance.



Power Graveler (with Gravel Bucket attachment)

This versatile machine is designed to accept different attachments such as a gravel bucket (pictured), dumper tray or 55 gal. hot tank.

Equipped with high flotation tires on a wide wheel base and powered by a

5.5 HP Honda engine.

The wheels and gears are direct chain drive equipped with a brake.

Brake automatically engages for safety whenever the operator's hand leaves the control.



Dumper Tray Attachment

Designed for hauling and unloading debris. Power graveler attachments can easily be changed over in minutes.



Power Graveler with no attachments



Chariot Cart

This ride-on attachment prevents operator fatigue and allows for quicker production.

Powered by
HONDA
ENGINE S



SPAR-Marathon equipment is available either powered by Honda engines or Briggs & Stratton.

Hydraulic Power Graveler

Hydraulic power graveler maximizes productivity while keeping workers safer. Smoother operating with 9 Hp Engine.


- 9 Hp Honda engine
- Tool-Free installation of attachments
- Hydraulic controls
- Easy operation latch for dump bin
- Safer Operation: Operators keep their hands on the steering bar. Reduce fatigue with enhanced ergonomic steering bar
- Increased Flexibility: Work more efficiently with a variety of quick change attachment
- Durability: Years of reliable service with the rugged tube frame design



Reduce operator fatigue with the ergonomically designed steering bar.



Power Graveler with dumper tray attachment.



Wheels Under Power Graveler

Inset Wheel design prevents the machine from running over the previously laid rock and hot asphalt.

This power graveler is a compact design and is equipped with a 5.5 HP Honda engine.

The wheels and gears are direct chain drive equipped with a brake. Brake automatically engages for safety whenever the operator's hand leaves the control.

It has an independent brake and clutch mechanism that can be easily adjusted.

Power graveler attachments can easily be changed over in minutes.

Attachment Options:

- Dump tray
- 55 Gallon hot tank
- Gravel bucket



Wheels Under Power Graveler with dumper tray attachment.

Air Conditioning Jacks

Designed for moving roof top units and all heavy equipment on roofs, providing access to curb for roof repairs or re-roofing.

Easy to use hand crank adjustable jacks. Lifts units weighing up to 2,000 lbs. 15" high. Sold two per set.

- Slide under A/C unit and raise 15".
- The interlocking system has a range up to 6 ft without extensions, and up to 10 ft. with extensions.
- The large 6"x8" base on the jacks provide stability and protect the roof.
- Sold 2 per set. (4 jacks with 2 extension bars are standard).

Kettles

The name SPAR-Marathon is synonymous with top performance roofing kettles:

- minimal maintenance and easy servicing
- fast, accurate heating
- safer, more efficient operation
- heavy duty quality construction

Benefits

Easy Loading – the low profile makes loading simple and fast.

Maximum Productivity – the complete insulation, unique circulating pump and other features ensure efficient, continuous operation.

Temperature Accuracy – stem-type thermometer helps determine and maintain optimum temperature.

Fast Heating – the SPAR-Marathon heating design speeds heating so jobs can start sooner. SPAR-Marathon kettles do what you need them to do best... achieve operating temperature quickly and holds it accurately. The unique recirculating system, the burners, insulation and other SPAR-Marathon design features are why even our smaller models can heat most asphalt to 500°F in under 30 minutes.

Better Towing – the rugged, wide-track frame and low profile make towing easier and safer.

Safer Operation – special splash guards help prevent accidents and costly delays – the key to profitable operation is efficient production with minimal delay. SPAR-Marathon kettle pumps, splash guards, brakes, drain-cocks, jacklegs, etc., are designed and manufactured for maximum performance, safety and roofer's profit.

Ideal Asphalt Consistency – SPAR-Marathon's special recirculating system maintains proper consistency throughout the job. Tube coking and sludge formations are reduced.

Constant, Even Heat – cold spots are minimized by the constant circulation of the asphalt.

Faster, Easier Maintenance – access to all parts requiring regular service is simple, with some parts being easily removed to speed maintenance. SPAR-Marathon has applied its on-the-job roofing experience to innovate, design and modify its kettle equipment to a point where maintenance and service downtimes are minimal. All parts of SPAR-Marathon Roofing Kettles which require regular maintenance are readily accessible. Servicing may also be accomplished without difficulty.

Standard Features:

Recirculating System – SPAR-Marathon's unique system for recirculating asphalt maintains ideal consistency and temperatures throughout the operation (available on all models except the MK 180 and MK 90 Skid Kettle).

- all asphalt achieves designated temperature faster
- constant circulation of asphalt reduces sludge formations and tube coking
- even, constant heat minimizes "cold spots"
- recirculating valve – an efficient, non-clog valve supplied with all models 250 gallons or greater

KK124 Pump – MPK models supplied with KK124 pump (plus 2' line and 9 HP Honda or 8 HP Briggs & Stratton engine) with a potential to pump 57 U.S. gpm to 150-200 ft. height. Consult with SPAR-Marathon for all uses above 60 feet.

Insulated Vat – fully insulated vat (fibreglass 575°F) prevents unsafe and costly heat loss.

Nylon Coupling – nylon coupling between the pump and the engine reduces problems caused by expansion or other movements of these components.

Stem-type Thermometer – helps you to determine optimal application temperature for asphalt.

Electric Brakes – standard for models 250 gallons and greater: 12" x 2" electric brake.

Lighting Devices – lights and reflectors are supplied for road use.

Splash Guards – inside the vat and lids help prevent accidental asphalt splash.

Engine Cover – a protective engine cover, which can be locked, is standard on all models.

Heavy Duty Immersion Unit – engineered and insulated for efficient heating, the entire unit may be easily removed for cleaning.

Insulated Flue Stacks – keeps flues from overheating and helps prevent flash fires.

Heavy Duty Tube Units – to maintain maximum temperature without buckling.

Heavy Duty Draincock – 2-1/2" diameter for faster pouring. Design provides instant opening and closing.

Optional Features:

Fully Automatic Temperature Control – electronic controls turn burners on and off to maintain perfect temperature.

Semi Automatic Hi-Lo Temperature Control – holds material at selected temperature by turning burners to low fire and returning to high fire when cold material is added.

Safety Loader – as pictured on our emissions control kettle. Great for preventing burns or splashes.

Optional Features:

- **Tool Box** – lockable heavy duty all steel construction.
- **Ladder Racks** – for transporting ladders or thin walled tubing.



Lid Options **Single Lid** (Load From One Side Only)



Prevents burn and splash accidents as operator opens lid from reverse side.

MK 180 Single Lid Optional



For repairs and smaller less-mechanized crews. • 180 gal capacity (680 L) • single propane burner • 43-1/2" loading height

MPK 250 Single Lid Optional



For semi-mechanized crews requiring a capacity of about 19 kegs of asphalt. • 250 gal capacity (945 L) • single propane burner • 42-1/2" loading height • recirculating system • electric brakes

Dual Lids (Load From Both Sides)



Facilitate easy loading from either side.

Regular Lid Option Standard



Dual Lid Standard



SPAR-Marathon

MPK 350 Single Lid Optional



Dual Lid Standard



For a highly mechanized crew using a hot tanker. This popular pumper kettle features: • 350 gal (1323 L) capacity • double propane burners • 42-1/2" loading height • recirculating system • electric brakes

MPK 500 Single Lid Optional



Dual Lid Standard



For highly mechanized crews. This production pumper model is especially suited for use with cold asphalt kegs, heating a full vat to 400°F in under 60 minutes. • 500 gal (1890 L) capacity • double propane burners • 43-1/2" loading height • recirculating system • electric brakes • tandem axles


MPK 800

For very high production crews, this unit provides an extremely large capacity, without sacrificing heating efficiency.

- 793 gal (3000 L) capacity
- double propane burners
- recirculating system
- electric brakes
- tandem axles
- also available in single lid option

Dual Lid Standard





55-gal Patch Kettle with Wheels

An excellent patch pot with large wheels and wide frame providing excellent stabilization; well-balanced for easy movement around job site.

The SPAR-Marathon 55-gal tank has the flexibility to be used alone or carried by the utility carrier or station wagon, attached by the rod holes through body. Complete with burner, drain cock, and thermometer.

The 55-gallon Patch Kettle, the 55-gallon Insulated Tank and the 55-gallon Insulated Patch Pot may be used with either the utility carrier or the stationwagon carrier. Channel irons securely attach the tank on either carrier.



Economy Patch Kettle

- 40 gal. capacity
- heats up quickly and easily
- for tie ins, small patch jobs and maintenance



MK 90 Skid Kettle

- 90 gal. capacity
- heats up quickly
- can be easily hoisted to the roof and fits in most elevators
- very easy to handle and maneuver
- bottom rails make for easy sleigh-like push/pull moving



55-gal Insulated Patch Pot

For the roofer requiring access to hot asphalt maintained at constant application temperature while on deck. Actually, a completely installed mini kettle that easily attaches to your carrier for time-consuming detail work (such as drains or skylights). Comes complete with vapour torch, hose, regulator, drain cock and thermometer. (Tank only, does not include utility carrier.)

SPAR-Marathon

Emissions Control Kettle

Efficient and Effective at Controlling Emissions and Odour



- Use wherever asphalt fumes can affect your customer or your surroundings.
- Impressive control of smoke and smell means no more complaints.
- Use for jobs at: schools, apartment buildings and other residential areas, shopping centres, hospitals, office buildings, food processing plants, etc.
- Work any job during normal business hours.

Easy to Operate and Cost Efficient

By turning on the vapour propane burner in the chimney stack asphalt emissions are efficiently burned away – it's that simple. (For complete operating instructions please contact our office or refer to your owner's manual.)

Standard Features


Our emissions control kettle is loaded with the same standard features and benefits as our regular kettles. Our refinements and improvements are the result of almost 50 years of building high quality kettles. Emissions control is available on any size SPAR-Marathon kettle. Also available as a retro-fit lid to fit on your existing SPAR-Marathon kettle.

Safety Features

Fire Arrester Screens – Provides protection in the event of a flame backdraft and also protects the chimney burner area from asphalt splashes.

Offset Chimney Design – Provides extra safety. The burner flame is not directly over the kettle opening and is safer than other designs.

Safety Loader – Loading is done through the safety loader which prevents operator burns and splashes and helps prevent smoke and odour from escaping (shown below).



Automatic Temperature Controls – Your choice of fully automatic or semi automatic hi-lo provides maximum control and safety by maintaining asphalt at a consistent temperature.

Kettle Accessories



Drain Cock

Heavy duty 2-1/2" diameter for faster pouring



Flex Saver Pipe

Saves wear and tear on Flex Pipe



Regulators & Gauges

ULC Approved. Suitable for vapour or liquid withdrawal




Hoses

ULC Approved. Variety of sizes for vapour or liquid systems.




Hot Tar Hose

- heat resistant rubber flex hose
- 1-1/2" complete with nipple on one end



Burner

ULC Approved for any size kettle




Pump Coupling Cover

This new safety feature prevents worker's hands, arms and other body parts or clothing from making contact with rotating parts eliminating possible hazards. Can also be ordered as an easy to install part for your in-use kettle.



Miscellaneous Fittings

Unions, Couplings, Etc.



Thermometers

4" regular, 12" with easy test handle



Swivel Jack



Flex Pipe

Bends by hand to desired angle – Available in 1-1/2" and 2" diameters in 3 foot and 5 foot lengths

Thin-walled Tubing

Available in 1-1/2" and 2" diameters; in 4, 6, 10 and 20 foot lengths

Also available: All sizes of tires and wheels.

Double Wheel Wheelbarrow



Safer

- better balanced; sideways tipping tendency eliminated

Easier

- 30% less lifting effort; easier to control, less fatigue
- round nose plate reduces surface damage
- heavy duty construction. 6 cubic foot capacity tray

Economy Double Wheel Wheelbarrow



- all steel round tubing frame
- economically priced
- round nose plate reduces surface damage
- 6 cubic foot capacity tray
- use 18 x 850 x 8 tires or 400 x 480 x 8 tires

Single Wheel Wheelbarrow



- same heavy duty all steel construction as our double wheeled barrow
- same large size pneumatic tire
- superb balance and easy discharge
- 6 cubic foot capacity tray

HEAT IT UP

MOVE IT AROUND

SPAR-Marathon Move It!



Super Tear Off Bar

To complete the job after cutting, use the SPAR-Marathon Tear-Off Bar.

It is equipped with a hardened steel blade, steel wheels and heavy duty construction.

Simply ram it under old roofing, push down on the handle and remove the old roof!



Side Dumper with Trailer

- large wheels and extended rear axle provides extra stability and safety
- dumper tray mounts and dismounts quickly
- designed for one man to dump full load

Flat Proof Tire

- Available as an option. Provides carefree usage.
- Solid rubber.
- Maintenance Free.
- Flat Free.
- Lightweight and durable.


MOVE IT
AROUND

ROOF CARRIERS

SPAR-Marathon Roof Carriers are an effective method of transporting materials on any flat surface. Rugged, oversize steel frame construction provides reliable movement of bulky items. Large pneumatic tires make a big load move easier. Convenient trailer hookups are standard on Stationwagon Carrier and 4000 Utility Carrier for more mechanized crews.



4000 Utility Carrier



Stationwagon Carrier

The Stationwagon Carrier is available with regular tires or large balloon tires for extra stability as pictured.



Fork Cart

- easily moves all types of material
- large wheels distribute weight evenly over large area
- designed for one man to move up to 800 lbs.




Fork Cart with Helper Wheels

- helper training wheels adjust for easy control
- heavier loads are moved with little effort



Propane Tank Carrier/Lifter

- used for easy movement of propane bottles and safe hoisting
- double chains fully secure tank



4 Tank Propane Carrier/Lifter

Single Ply Roll Carrier

- make easy work of unrolling single ply or moving rolls around jobsite
- consists of two double wheeled handles and one 13' stabilizing tube
- the stabilizing tube's rotating feature permits easy, controlled unrolling and the double wheeled handles allow for easy maneuverability of even the biggest rolls



Watch for future announcements on SPAR-Marathon manufactured products. We're actively engineering and building new equipment and products to keep you on the forefront of the roofing industry and to make your job easier.

Equipment Leasing

Our Customer Service Representatives will be happy to assist in arranging leasing for your new equipment.

Terms can be tailor-made to suit your individual needs.

Custom Products

If you want us to make you something special, just give us a call! Our fabricating and machine shops will be happy to assist in manufacturing your request.



SPAR-Marathon

55-gal Insulated Tank

This hot stuff tank is your most economical method for fast, safe transport of asphalt across any roof deck.

Complete insulation wrap maintains asphalt at correct application temperature.

Quick change channel irons securely supports this tank to our utility or station wagon carriers.

Also available with optional thermometer. (Tank only, does not include station wagon carrier.)

Also available in a non-insulated version.



Adhesive Dispenser

Two variable feeds:

- single ribbons on 6" deck
- double ribbons on an 8" deck

Dual wheels that ride on ribs without falling into flutes (10" rubber tires, ball bearing wheels).



Model 3000 Upright Carrier

An alternative to carriers with tank options, the SPAR-Marathon Model 3000 Insulated Carrier for hot asphalt allows safer transport.

Simply fill up and hoist to the roof.

The most profitable method of moving asphalt up any size of building.

Also available with optional thermometer.



Gravel Spreader

The SPAR-Marathon Gravel Spreader will spread gravel evenly across 36" as quickly as an operator can walk.

One simple adjustment sets up gravel flow; one lever provides positive open and close feed control. Adapts to all contemporary graveling applications.

3 large wheels provide the ultimate in maneuverability and stability.

Tubeless pneumatic tires and semi-pneumatic tires make it easy to handle.

Capacity: 5-1/2 cubic feet.

Mini Mopper

The SPAR-Marathon Mini Mopper reduces time spent hand mopping, top coating, and dispensing adhesives. The 1 metre (39 1/2") width and 28-gallon capacity ensures that the Mini Mopper will easily pay for itself quickly. Oilite bushings and tubeless pneumatic tires save your energy by increasing maneuverability. Mop at almost any speed, as hot stuff outlets are spaced 1-inch apart; plugs also provided to help regulate the width or volume of desired flow.

Also available in 48" version, by special order.

Mini Mopper with Centre Wheel attachment

(shown in the mopping position).

Buckets & Carriers



101 Bucket and Carrier

The SPAR-Marathon Model #101 Bucket and Carrier gently transports hot stuff to where you are mopping.

- ball bearing heavy duty rubber wheels or optional steel wheel version
- bucket detaches from handy tubular steel carrier
- carrier features mop handle support
- bucket capacity: 8 gallons



101 Bucket



25 Gallon Big Bucket

The Model #25 Big Bucket reduces the number of refills needed to finish the job, with its large 25-gallon capacity.

T-bar handle, tubeless pneumatic tires and oilite bushings all add up to time-saving maneuverability.

Dangerous flash fires are reduced by specially designed wind deflector shield.



Non Stick Roof Buckets

Both buckets are all steel, with round bottoms to prevent sticking to roof; features a 'D' type lower handle and a heavy ball type top handle that cannot fall against side. Available in 12" or 14" models.



Pouring Pot

- for pouring asphalt
- comes complete with no-spill lid
- same strong construction as our non-stick roof bucket



Galvanized Bucket

An economical alternative.



No-Spill Bucket

- for hoisting or carrying asphalt
- prevents unwanted asphalt spills
- easy flip safety lid
- same strong construction as our non-stick roof bucket



Bucket Handle

- strengthens regular pails and buckets
- adjustable for different sizes
- reusable
- handle will not fall down and stick to bucket

Lock It Up

Job Box

- Recessed tamper proof lock cannot be accessed by bolt cutters, etc.
- leave your tools in your truck or jobsite without fear of theft
- recessed handles
- heavy duty construction
- can be moved by forklift or crane



Truck Decks

We can custom make truck decks and mount on your Chassis. Pictured is a 24' 6" deck equipped for a rough terrain forklift.


Our componentry such as cross members, floors and side rails are made heavy duty for harsh uses like steel or roofing supplies.

We can also customize it to your taste with tool or product boxes and custom paint.

Spar Vent Guard

Control The Wild

Roof vents are the most common entry point for vermin. Control the wild and protect your roof vents by covering them with Spar Vent Guard. Spar Vent Guard protects roof vents against wildlife, falling debris, hail, shingle mold, and damage from snow removal.



Powder coated
galvanized steel

Drainage openings allow
for water to escape




Tools & Accessories



Roof Scrapers

- available in 3-1/2" and 7" sizes
- concentrates weight close to roof
- strong construction
- spring steel blades
- replacement blades also available



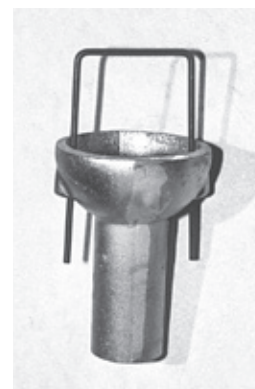
Asphalt Skimmer

- for skimming debris and film from hot asphalt
- a must for proper kettle maintenance
- adjustable length handle



Mop Bellhead

- lightweight aluminum mop heads
- use again and again



Mop Staple

- heavy gauge wire staple





6" Single Seam Roller

- heavy duty steel roller
- strong construction




Rollers & Frames

- absorbant naps for various applications
- available in 12" and 18"




12" Double Seam Roller

- same strong design as regular seamer



18" Triple Seam Roller



Handle

- aluminum handles for mop bellheads, dippers and gravel pushers



Roof Brackets

- available in 2" x 10" and 2" x 6" versions



Gravel Pusher

- rugged cast aluminum construction
- also available with aluminum tubular handle, priced separately




Dipper

- seamless aluminum dipper
- also available with aluminum tubular handle, priced separately



Chimney Toppers

- all steel, heavy duty welded construction
- designed to fit snug in chimney flue
- measuring 8" x 8", 8" x 12", or 12" x 12"



Hand Rollers

- incredible heavy duty all steel construction with quality oilite bronze bushings

2" Steel Roller – single fork roller holder allows for use right next to curbs. Slightly rounded roller edge eliminates cutting into roof membrane

2" Silicone Roller – when you need a softer touch for rolling. Single fork design with durable silicone rubber

4" Silicone Roller – single fork roller holder. For use on single ply tapes and seams.



Core Cutter

- fast, efficient and easy to use
- makes a hole that can easily be patched
- teeth can be re-sharpened
- designed for durability with hardened steel



Granular Embedment Tool

- saves significant time over regular torch and trowel method
- embeds granulars for proper seaming on modified bitumen



Roll Hook for Mod Bit

Convenient hook design allows for application without walking on the membrane. Angled grip area provides less wrist and arm fatigue.




Modified Bitumen Hip Hugger

The Hip Hugger and Hook Bar allow application of modified bitumen without walking on the membrane. Certain modified bitumen, such as S.B.S., should not be walked upon during installation.

Comfortably wraps around so that the strain of pulling the roll is on the legs, instead of the back.

Can also be used to help control the roll in the sloped or vertical applications.

Hatches & Rails



Roof Hatch

- standard 30"x36" size
- constructed from 16 + 14 gauge Steel
- plated inner & outer handles to withstand weather
- primed with grey oxide primer
- 1" fibreboard insulation on all sides



Roof Hatch Complete With 3" ISO Insulation

Our standard roof hatch complete with 3" ISO insulation (polyisocyanurate) on all 4 sides and lid.

Why insulate the whole roof and forget about the hatch? Standard roof hatches provide no insulation and you lose R-value on the roof. Any building owner would gladly pay this nominal upcharge.



Roof Hatch Safety Rail

Order it separate or pre-installed on the hatch. With safety being increasingly important, would any building owner say no?

Upsell and add to your profit.



Water Pump

- Honda powered
- 1-1/2" suction and 1-1/2" discharge ports for quick removal of water
- comes complete with 6' suction hose, 25' discharge hose and puddle plate

Trailers

Hydraulic Dump Trailers

When we designed our line of hydraulic dump trailers we talked to the people that mattered – the professional roofing contractor. We found out what they liked and disliked about other models in the market. Our lineup hits the nail on the head in providing professionals what they are looking for.

Standard Features:

- Frame –** HSS tubing construction
- Dump Body –** HSS tubing construction
- Axles –** 2 heavy duty axles
- Hitch –** Height adjustable pintle ring or ball hitch to suit your towing truck.
- Brakes –** All wheels are equipped with electric brakes
- Lighting –** All lights are wired in compliance with CMVSS and NHTSA
- Reflectors –** Reflectors and reflector tape installed with above compliances
- Hydraulics –** Equipped with one way pump and quick return valve or an optional two way pump with remote dump control. Remote dump control is standard on HD models
- Wheel Jack –** Equipped with jack on all models
- Safety Chains –** Equipped with safety chains on all models
- Lift Cylinder –** Heavy duty lift cylinder

Optional Features:

- rolling cover tarpaulin
- remote dump control (standard on HD models)
- custom paint colour
- high side walls

WE ALSO MANUFACTURE CUSTOM TRAILERS.

Whether you want a custom size trailer, with sides or without, dumping or non-dumping, or simply some custom attachments or features we're here to help.



Heavy gauge steel and extra cross supports provides ultra sturdy frame and dump body.



TR100 HD (regular size sides)
Planks slide in side holders to increase wall height

TR100 HD

Load Capacity:	10,000 lbs
Gross Vehicle weight: (GVW)	12,000 lbs.
Dump Body Size:	6 x 10 ft.
Dump Body Height:	40 in.
Axles:	2-6000 lbs.
Tires:	8-14.5 LT
Lifting Cylinder:	4-1/2 in.





TR100 HD (high side wall option)



Sheet Metal Equipment

Lok-Former

An excellent hand tool for forming 'S' locks on sheet metal flashings. Made from heavy gauge steel for maximum bending support. Available in 12" and 18" versions.



Bandmaster Tool Mark II

Get 3 ton punching power in a Bandmaster Mark II metal working tool.

Four tools in one!

- the Bandmaster Mark II twists, punches, bends and shears heavy gauge band iron or steel hangers (up to 1/8" x 1-1/4")
- twists 90° for ductwork hangers
- punching pressure equals about 6000 lbs. using standard punches and dies 1/16" to 7/16"

- supplied with 9/32" punch and die
- bending is effortless with long handle
- shearing blades reversible for double cutting life


Make duct hangers right on the job!

The ultimate in portability, the Bandmaster Mark II weighs about 35 lbs. and measures approximately 36" x 6" x 3". Add a handy, twisting, punching, bending and shearing Bandmaster to your crew today.

Punch Capacity Chart

Punch Diameter	1/16 - 9/32	19/64 - 5/16	21/64 - 3/8	25/64 - 7/16
Gauge Capacity	10	11	12	14

48" Gang Slitter (Super Slitter)



- three pairs of cutting knives supplied standard
- heavy gauge steel table for supporting sheets
- precision ground shafts mounted between flanged bearings
- sheet guide on both sides for safe and accurate slitting
- easily adjustable for light or heavy gauge

Specifications

- sheet capacity: 48" (1220 mm) wide
- shafts: 3" (76 mm) diameter
- cut capacities


Metal Gauge	Max. No. of Cuts	Metal Gauge	Max. No. of Cuts
30	6	20	2
28	4	18	1
26	3	16	1
24	3		

Standard Features

This heavy duty 'pull through' type slitter was designed for use by roofers and sheet metal contractors.

- rugged frame for years of solid, accurate slitting
- gear and chain drive with safety guard
- precision ground, high carbon, high chrome tool steel knives as standard equipment (can be reground for extended life)

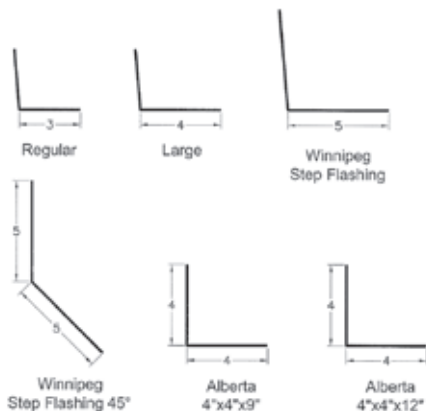
- cutting speed: 40 feet per minute (0.2 m/sec.)
- table height: 33-1/2" (850 mm)
- shipping weight: 550 lbs. (250 kg)



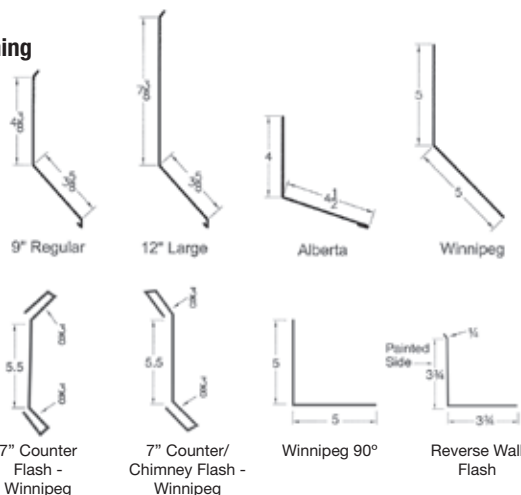
Calibrated Back Gauge

Stock Metal Flashings

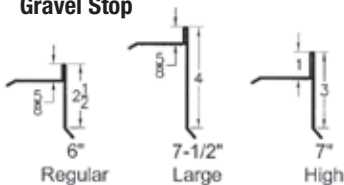
Step Flashing



Wall Flashing

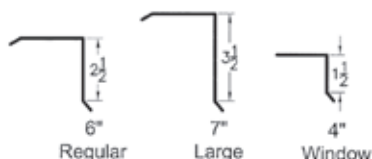


Gravel Stop

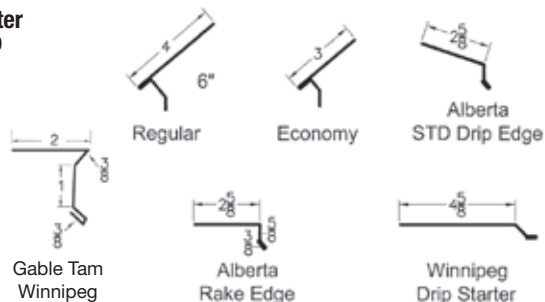


Gravel Stop for Shingle

Drip Edge



Starter Strip



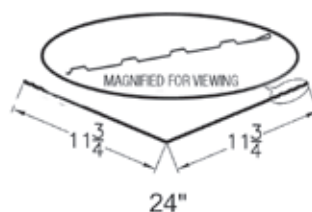
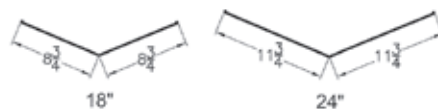
Pans

Chimney Flue Pans are available in Single, Double or Extra Large. Available as pan only or Complete Unit with side and back pieces.



Valley

24" Valley Rolls are also available in Alberta



Our Exclusive Profile Means

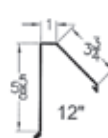
- Strengthens valley - reduces kinking and unwanted bending of metal. Give your customer a nice clean look.
- Reduces leaks - water from a wind driven rain and ice and water backup has trouble flowing over the strengthening ridges and safety fold back.

- Our safety fold back helps prevent metal cuts while handling. No more annoying injuries.

Ridge Roll



Cant Flashing



Sheet Metal Sizes:

36" x 96"
36" x 120"
48" x 96"
48" x 120"

We will shear sheets to your specific measurements.

Stock Metal Flashings

- Available in Galvanized & pre-painted colours



Custom Flashing

- Made to order in any quantity
- Available to your exact measurements
- Galvanized, Copper, Lead Coated Copper or over 15 colours are stocked
- Variety of gauges
- We will cut sheets into any size strips, to 48"

Sheet Metal Products

Tall Cones

- for Pitch or Flat Roofs
- strong galvanized construction
- collars available for exact fit
- wide variety of sizes stocked
- custom sizes available




Galvanized Pitch Pans

- available in one standard size
- custom sizes available

Pre-Primed Pitch Pans

- available in a variety of stock sizes or custom made
- base and sides are pre-primed
- base has filled in corners to provide complete square base
- opens up for easy wrap around installation



SPAR-Marathon Vent Stack Flashings are used to ensure a waterproof seal between the roof membrane and the vent stack pipe. They are recognized as good insurance on roofs prone to large degrees of movement of the roof deck.

Stack Base and Cap

- spun from one piece of heavy gauge aluminum without welded seams that might leak
- simple and easy to install
- telescoping action of vent stack caps allows for roof deck movement
- cap can fit 3" or 4" pipe
- hub will accommodate insulation for prevention of condensating moisture on inner pipe
- wide flashing flange promotes ease of installation and greater adhesion area
- stack will accommodate a maximum 16" (407 mm) and minimum 9" (282 mm) existing pipe height




Non-insulated Stack Breather

- can be used as a stack flashing or breather
- vandal proof – no removable parts
- spun from one piece heavy gauge aluminum (no seams to leak)
- 1" perforated holes for maximum air flow
- will accommodate up to 6" diameter pipe




Insulated Stack Breather

- same design as non-insulated stack breather
- includes insulation for prevention of condensation
- will accommodate up to 4-1/2" diameter pipe



Regular Scuppers and Cant Scuppers

- galvanized construction
- water-tight solder
- 3" and 4" stocked
- custom sizes available
- available in short or long versions



#5951 Bathroom Vent

- low profile and compact design
- used for mobile homes, venting for fan exhaust and weatherproofing exhaust pipes
- built in flapper keeps out insects and birds and eliminates the need for screens
- 4" pipe attachment

Rain Caps

- stocked in a variety of standard sizes
- custom sizes available



Aluminum Hoppers

- spun aluminum roof drains in 3" & 4"
- your most economical choice for drainage
- available with ring and standard strainer or eavestrough style wire strainer insert
- can also be used as a pitch pan



SPAR-Marathon insulation breathers and vents are used to prevent moisture vapour from becoming trapped in the roofing system. They are recognized as good insurance against blistering, cracking and crazing (alligatoring) of membrane, while helping to maintain thermal design efficiency.



Aluminum Insulvent I (one way)

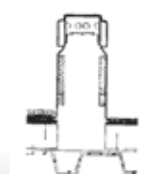
- low cost, all metal breather used for venting all types of insulation
- spun from heavy gauge aluminum
- an extra wide 4" base opening and securely attached cap
- one-way valve design prevents moisture from re-entering the roofing system
- unique vandal proof cap design shields against entry of windblown rain or snow
- recommended spacing: 1 per 1000 sq ft

Options



Foam Insert

- prevents moisture from condensing on the inside of the standpipe



One Way Valve Insert

- our exclusive one way valve insert is a small disk that allows the breather to be only a one way breather. (breathes out but not in)

Sheet Metal

We stock sheets, and coils and mini coils in the following:

- galvanized
- pre-painted
- copper
- lead coated copper
- mill aluminum
- pre-painted aluminum
- a variety of gauges and sizes



Zinc, Moss and Mildew Preventer

Apply zinc strip to both sides of ridge cap. Rain will release zinc, killing moss, mildew and algae. For shingle, shake or tile roofs. Available in 50' x 2-3/4" rolls.



Chimney Pans

- galvanized or pre-painted
- wide variety of sizes and colours
- available as a pan only or complete with flashing accessories

Custom Sheet Metal



We custom make to your measurements flashings, drains, scuppers, cones, eavestrough products, collector boxes, tapered metal, caps and covers, etc., etc., out of galvanized, pre-painted, copper, lead-coated copper, or aluminum.

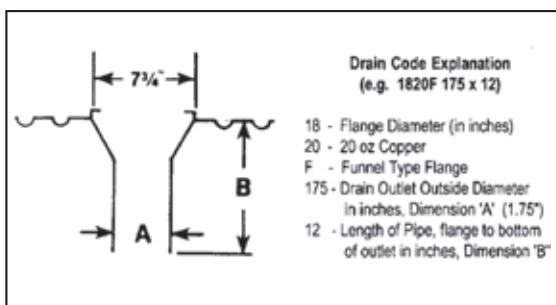
We Also Manufacture Eavestrough And Accessories

Roof Drains

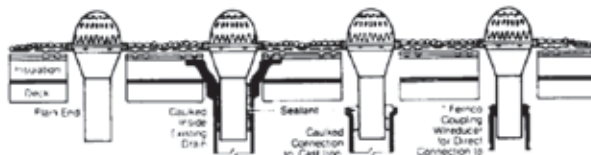
Funnel Type



Long life drains consist of an 18" diameter, 20 oz. (0.27) spun copper flange, with slight corrugations, soldered to a seamless copper pipe. The flange is coated with a bituminous paint to ensure a good bond with the roof membrane. May be specified unpainted for use with generic materials other than asphalt.

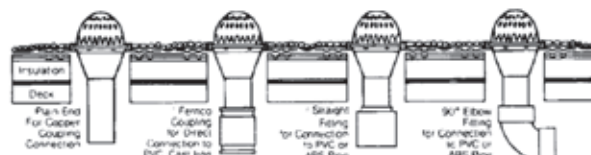


Funnel Type - 75 Series (3/4")




Specs Flange, Size, Pipe Depth	A Outlet Drain	B Flange to bottom of pipe	Fits Inside of Drain Pipe Size	Strainer Size	Sump or Deck Opening	Weight (lbs)
1820F 175 X 12	1 3/4"	12"	2"	8"	8"	3 1/4
1820F 275 X 12	2 3/4"	12"	3"	8"	8"	3 1/2
1820F 375 X 12	3 3/4"	12"	4"	8"	8"	4 1/4
1820F 575 X 12	5 3/4"	12"	6"	8"	8"	5
1820F 175 X 18	1 3/4"	18"	2"	8"	8"	3 1/2
1820F 275 X 18	2 3/4"	18"	3"	8"	8"	3 3/4
1820F 375 X 18	3 3/4"	18"	4"	8"	8"	5 1/4
1820F 575 X 18	5 3/4"	18"	6"	8"	8"	9

Funnel Type 1820F - 100 Series

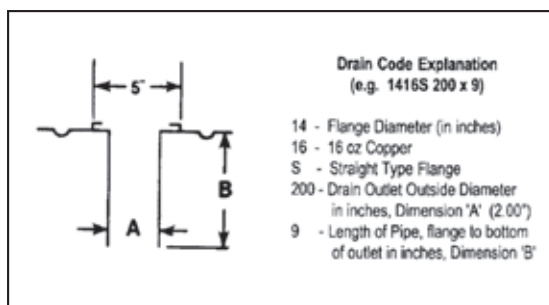


Specs Flange, Size, Pipe Depth	A Outlet Drain	B Flange to bottom of pipe	Fits Inside of Drain Pipe Size	Strainer Size	Sump or Deck Opening	Weight (lbs)
1820F 200 X 12	2-1/8"	12"	2"	8"	8"	3 1/2
1820F 300 X 12	3-1/8"	12"	3"	8"	8"	4
1820F 400 X 12	4-1/8"	12"	4"	8"	8"	5
1820F 600 X 12	6-1/8"	12"	6"	8"	8"	7-3/4
1820F 200 X 18	2-1/8"	18"	2"	8"	8"	4
1820F 300 X 18	3-1/8"	18"	3"	8"	8"	4-3/4
1820F 400 X 18	4-1/8"	18"	4"	8"	8"	5-3/4
1820F 600 X 18	6-1/8"	18"	6"	8"	8"	11-1/4

Straight Type



Long life drains consist of an 14" diameter, 16 oz. (0.22) spun copper flange, with slight corrugations, soldered to a seamless copper pipe. The flange is coated with a bituminous paint to ensure a good bond with the roof membrane. May be specified unpainted for use with generic materials other than asphalt.

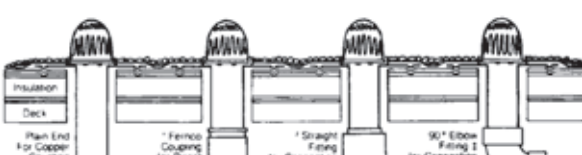


Straight Type - 75 Series (3/4")



Specs Flange, Size, Pipe Depth	A Outlet Drain	B Flange to bottom of pipe	Fits Inside of Drain Pipe Size	Strainer Size	Sump or Deck Opening	Weight (lbs)
1416S 275 x 9	2-3/4"	9"	3"	5"	4"	3-1/4
1416S 375 x 9	3-3/4"	9"	4"	5"	5"	2-3/4
1416S 175 x 15	1-3/4"	15"	2"	5"	3"	2-1/4
1416S 275 x 15	2-3/4"	15"	3"	5"	4"	3-1/2
1416S 375 x 15	3-3/4"	15"	4"	5"	5"	3-3/4

Straight Type 1416S - 100 Series



Specs Flange, Size, Pipe Depth	A Outlet Drain	B Flange to bottom of pipe	Fits Inside of Drain Pipe Size	Strainer Size	Sump or Deck Opening	Weight (lbs)
1416S 300 x 9	3-1/8"	9"	3"	5"	3-1/2	3-1/4
1416S 400 x 9	4-1/8"	9"	4"	5"	3-3/4	2-3/4
1416S 200 x 15	2-1/8"	15"	2"	5"	2-1/2	2-1/4
1416S 300 x 15	3-1/8"	15"	3"	5"	4-1/4	3-1/2
1416S 400 x 15	4-1/8"	15"	4"	5"	4-3/4	3-3/4

Also available for Roof Drains: Drain Sealant Tape, Aluminum or Plastic Strainers, Drain Seals and Couplings.

SPAR-Marathon

ROOFING SUPPLIES

A division of Spar Roofing & Metal Supplies Limited

Other Fine SPAR-Marathon Manufactured Products

• *Custom Flashings* • *Eavestroughs Made To Size* • *Custom Sheet Metal Work*

For a full listing of all of the products available at SPAR-Marathon Roofing Supplies
please ask for our Red Book Catalogue.

Locations: or call for a dealer/distributor near you

TORONTO 1360 Bloor St. W., Toronto, ON M6H 1P2	Toll: 1-866-215-1049 Tel: (416) 534-8421 email: bloor@sparmarathon.ca	Fax: (416) 534-9373
WESTON 3689 Weston Rd., Weston, ON M9L 1W4	Toll: 1-800-387-2873 Tel: (416) 745-4111 email: weston@sparmarathon.ca	Fax: (416) 745-6773
WESTON 88 Signet Dr., Weston, ON M9L 1T3	Tel: (416) 744-2050 email: signet@sparmarathon.ca	Fax: (416) 744-4247
PICKERING 1350 Church St. S., Pickering, ON L1W 4C1	Tel: (905) 426-4443 email: pickering@sparmarathon.ca	Fax: (905) 426-1143
OAKVILLE 547 Speers Road, Oakville, ON L6K 2G4	Tel: (905) 825-0034 email: oakville@sparmarathon.ca	Fax: (905) 825-9606
BARRIE 116 Saunders Road., Barrie, ON L4N 9A8	Tel: (705) 792-6683 email: barrie@sparmarathon.ca	Fax: (705) 792-1264
HAMILTON 70 Covington Street, Hamilton, ON L8E 2Y5	Tel: (905) 560-2858 email: hamilton@sparmarathon.ca	Fax: (905) 560-1439
LONDON White Oaks Roofing Centre 4047 Dowell Dr., London, ON N6L 1R3	Tel: (519) 668-3626 email: london@sparmarathon.ca	Fax: (519) 668-7810
WINNIPEG 380 Raleigh Street, Winnipeg, MB R2K 2T7	Tel: (204) 338-7613 email: winnipeg@sparmarathon.ca	Fax: (204) 338-7552
EDMONTON 6210 97th Street N.W., Edmonton, AB T6E 3J6	Tel: (780) 432-2786 email: edmonton@sparmarathon.ca	Fax: (780) 432-5019
CALGARY 2780 24th Ave N.E., Calgary, AB T1Y 6V7	Tel: (403) 255-8236 email: calgary@sparmarathon.ca	Fax: (403) 255-2793

Distributed By:

Web Site:

www.sparmarathon.ca

Please Note: All product specifications are
subject to change without notice.